

# UCD Moving on to Eduroam



JULIO CARDENAS – PHOENIX IT TEAM

# Agenda

- What is Eduroam and how does it work?
- UC Davis and Eduroam
- How to join network devices to Eduroam?
- Questions?

# What is Eduroam?




- Eduroam (**E**ducation **ro**aming) is the secure, world-wide roaming Internet access service developed for the international research and education community
- Eduroam is a worldwide federation of RADIUS\* servers that facilitates network access for roaming academic affiliates
- User credentials are not revealed to the institution at which an Eduroamer joins, but instead are only revealed to their home institution, providing an extra measure of comfort for visiting users

\*RADIUS = Remote Authentication Dial-In User Service



What is Eduroam?





# Where can I Eduroam?

## **eduroam around the world**

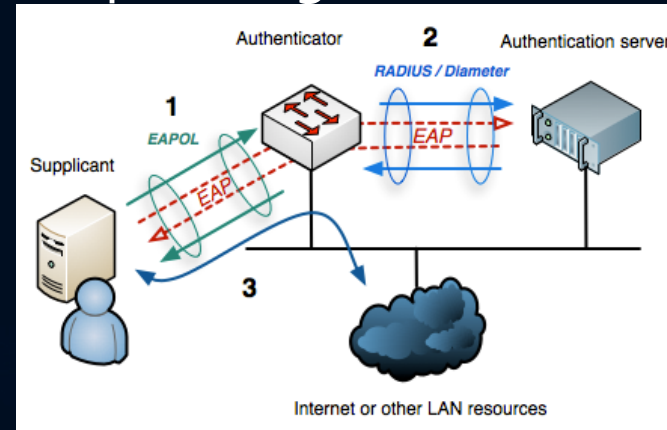
With tens of thousands of hotspots in over 70 countries, wherever you roam, you can eduroam

Where can I eduroam?



# How does Eduroam work?

- Eduroam is based on the network 802.1X \* protocol and a linked hierarchy of RADIUS servers containing users' data (usernames and passwords).
- Participating institutions must have an operating RADIUS infrastructure



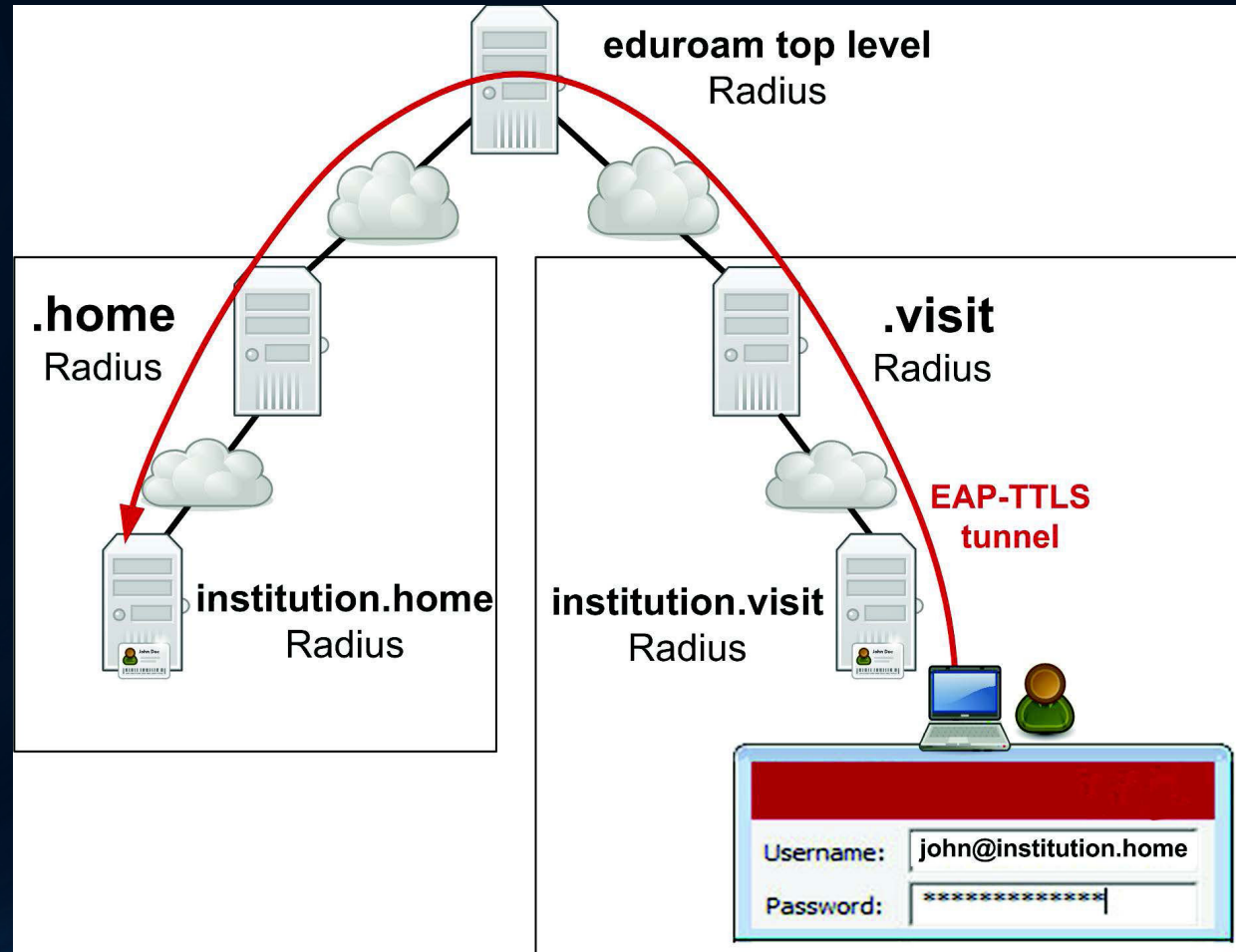
- \*a Port-based Network Access Control protocol that provides an authentication mechanism to devices wishing to attach to a network.

# How does Eduroam work?

- The RADIUS hierarchy forwards user credentials securely to the users' home institutions, where they are verified and validated
- To protect the privacy of the traffic from the user's device over the wireless network, the latest up-to-date data encryption standards are used
- The user's home institution is responsible for maintaining and monitoring user information, even when the user is at a guest campus. Thus, this data is not shared with other connected institutions.



# How does Eduroam work?



# UC Davis and Eduroam

- UCD joined Eduroam in 2011 and it was one of the first 15 U.S. institutions of higher education to join Eduroam. Others included UC San Diego, Tulane and Georgetown . Three dozen additional locations were testing or interested at that time in joining, including UCLA, UC Berkeley, and the UC Office of the President
- However, UCD users kept using Moobilenet and Moobilenetx more over Eduroam 😊



# UC Davis and Eduroam – the benefits


- "There are two real benefits to our campus," said Mark Redican, director of Communication Resources for Information and Educational Technology
- "The first is that if you go to these other institutions, you can get wireless access without having to go through any special hoops."
- "The second benefit is all those scholars, staff and students visiting here can do the same," Mark Redican said.



# UC Davis and Eduroam


- Eduroam will become the only campus wireless network on June 22, 2017 as Moobilenetx is being retired.
- Currently, all the UC campuses and UCOP are part of the big Eduroam family

UC campus	Date Active
San Diego	10/27/2010
Davis	5/4/2011
Los Angeles	6/30/2011
Irvine	9/19/2011
Santa Cruz	1/24/2012
Riverside	4/1/2012
San Francisco	11/1/2012
Office of the President	7/1/2013
Berkeley	11/4/2014
Merced	10/15/2015
Santa Barbara	4/1/2016



# How to join network devices to Eduroam?

- So, how can I join my network device to Eduroam? It is easy!
- Your Eduroam login is your UC Davis login (Kerberos) ID plus "@ucdavis.edu"
- The best, you can use that same login to access wireless when you travel to any other member of the Eduroam network



# Connect to Eduroam today! – How to connect

- Open “wireless network” settings on your computer or device
- Choose Eduroam
- Select connect automatically and then click connect
- A window prompting you to enter your user credentials will appear. Once you have entered your information into both fields, click OK





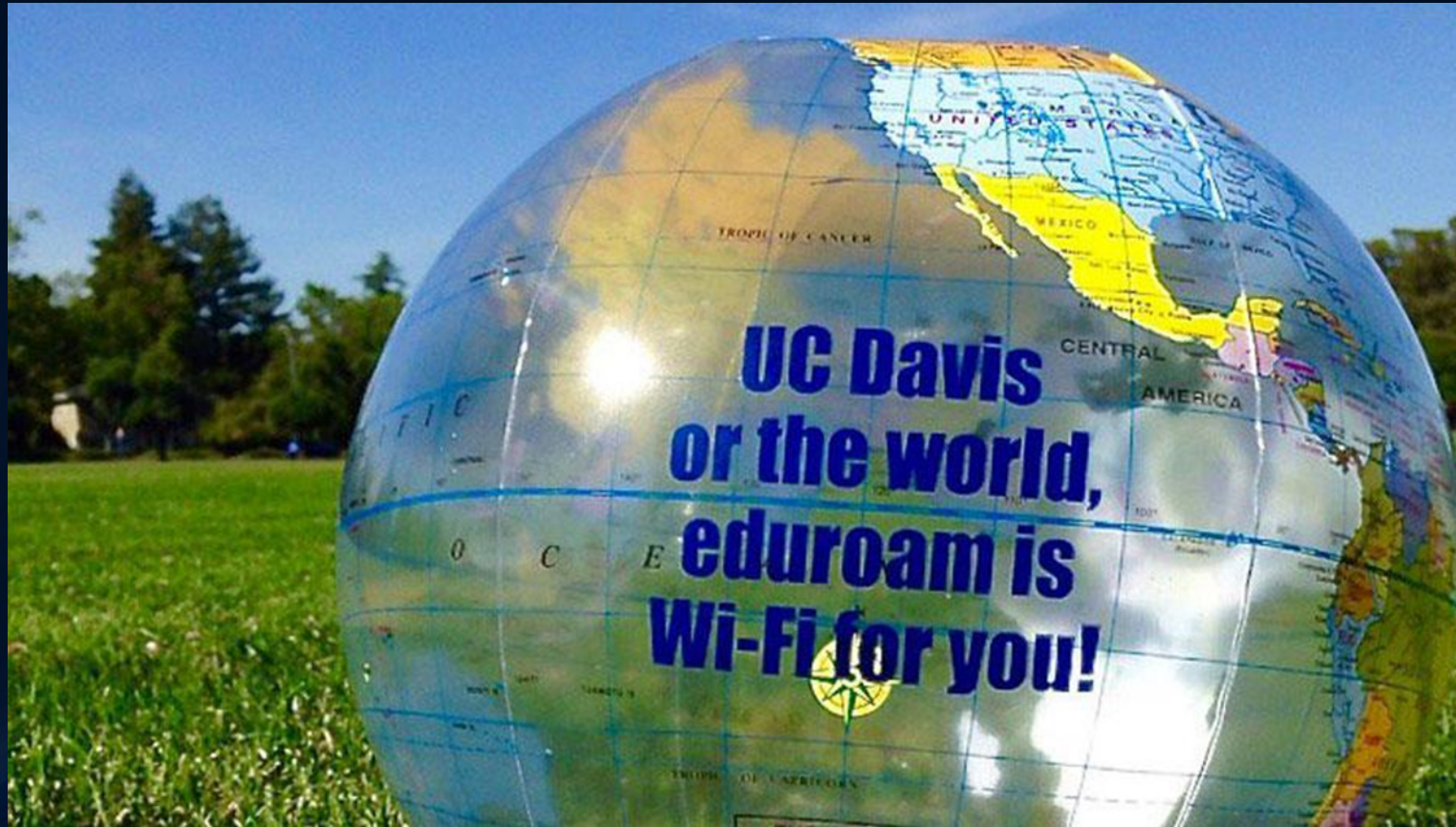
# Connect to Eduroam today!

- In the username field, enter your Kerberos ID + @ucdavis.edu  
yourkerberos@ucdavis.edu
- In the password field, enter your Kerberos Passphrase
- Now that you're connected to Eduroam, take a minute to disable or "forget" the Moobilenetx network so you will no longer connect to it. Eduroam is available everywhere Moobilenetx was!



- Questions? Search for Eduroam in the Knowledge Base ([kb.ucdavis.edu](http://kb.ucdavis.edu)) or call IT Express – (530) 754-HELP (4357)

Connect to Eduroam today!



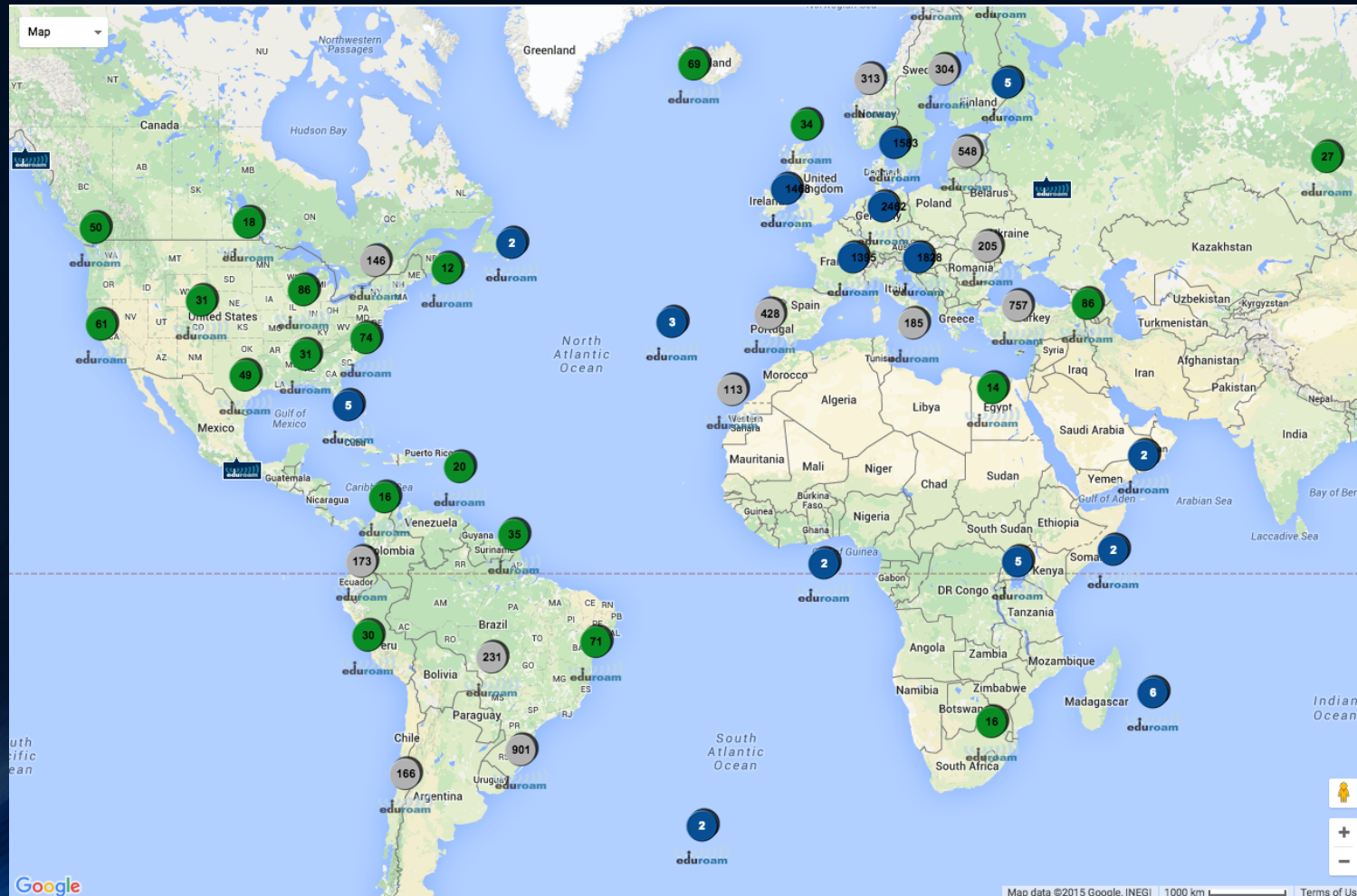


# Questions?





# OK, let's join your network devices to Eduroam!





**Thank  
You!!!**

[www.thebodytransformation.com](http://www.thebodytransformation.com)